



# 2018 Regional Convention Guide




Who are we?  
Here's what YOU think!



*Such wonderfully positive words!*

## PHILADELPHIA FREEDOM CHORUS 2018 Regional Convention



**IN A NUTSHELL:** Here are the highlights for PFC's convention weekend

Friday			
Who	Time	What	Where
All	10:00am	Chorus and Quartet Briefing	Great American Hall
PFC	1:00/1:14	Arrive/Chorus Walk-on	Great American Hall
PFC	1:30pm	Chorus rehearsal	TBD Carol DePaul's Suite
PFC	Post rehearsal	Dinch	TBD Carol DePaul's Suite
All	4:30pm	Quartet Contest	Great American Hall
Saturday			
Who	Time	What	Where
PFC – hair/make-up started	9:20 – must be PROMPT	27 minute rehearsal	Cocoa Terrace
PFC	10:00	Continue Rehearsal	Carol's Suite
PFC	12:35/12:46/12:51/1:11	Meet/Check in/warm-up/on-stage	Lobby fireplace/Warm-up B
PFC	Post contest	Score sheet review and Pizza	MB and JoAnn's room
All	Post show of champions	Party –time	Say where/say when!

Please note that last minute information is communicated via the GroupMe App, Group PFC.

Be where you need to be, with whom you need to be with, and worry not about expectations of constant togetherness.

The only expectation of you is that you make smart decisions that support our goals and allow you to enjoy yourself and the contest weekend experience.



Minimize that interference!  
Send your gremlins elsewhere!  
Maximize all that we are!

### JUDGING PANEL

Sound	Music	Expression	Showmanship	Panel Secretary
Dixie Dahlke	Carolyn Schmidt	Nancy Field* *panel chair	Sandi Wright	Diane Brilz

**POSITIVE \* POLISHED \* PROFESSIONAL**

PHILADELPHIA FREEDOM CHORUS 2018 Regional Convention

And now...

A word from our esteemed, incredibly talented, and creative musical leader:

*“Everytime you think of the future  
you are creating a possible direction.”*



Dear Ladies of PFC  
I am thrilled to be a part  
of this wonderful journey.  
We're confident. We're excited. We're ready.  
I hope we enjoy every single moment on that stage.  
Together.  
Love ya bunches!  
Tancey

POSITIVE \* POLISHED \* PROFESSIONAL

## PHILADELPHIA FREEDOM CHORUS 2018 Regional Convention

My Dear PFC,

It's been 2 years that I have served as your team leader, and I would be remiss if I didn't again mention that I am surrounded by an incredibly talented, patient, and dedicated management team, who does remarkable things and without whom not much would get done.

We've had some big changes this past year: in attitude, in leadership and in our musical product. We've welcomed 2 new singers to our ranks – Patti and Mel, and we've said "goodbye" or "until we meet again" to a few others.

Thanks to Tancey for stepping into the musical leader role with excitement and enthusiasm; for sharing her incredible knowledge and talent, and paving the way to getting us where we are today.

We are still on a learning curve, still breaking new ground, still dismissing the paradigm, and still striving for excellence in new and different ways. Never let someone tell you being different is not right, that paving new ground is not worth it!! I tell my kids – anything worth having is worth the hard work it takes to get there! We're on this journey together there isn't a group of women with whom I could stand more proudly or be more grateful for than you.

I leave you with words of encouragement from our own Carol DePaul (aka Sister Carol of the Linens), updated slightly to incorporate the CINDERELLA outcome of Villanova:

I love college basketball. Totally a Villanova fan and loved the road to the final 4 this year. Villanova are this year's Cinderella of college basketball. For me this year, PFC is the Cinderella of our regional competition. I looked up the definition of Cinderella, and it reads:

*definition of Cinderella.* n. One that unexpectedly achieves recognition or success after a period of obscurity and neglect.

We've been on a long road since Melissa announced to PFC that she would not be directing us at contest (2016). Then Cyd stepped in and worked hard with us on that contest and the next, and we never lost our will to be better and accomplish the best for us, but, unfortunately, we fell into the "obscurity and neglect" part of the Cinderella syndrome.

This contest is when we come back and shine. It is our opportunity to let the region know we are not withering on the vine and giving up. I love the saying that Championships are won in rehearsal. Damn it, let's do this and be the Cinderella of Region 19!!

Thank you, Carol, for your wise and encouraging words, and to all of you for your commitment to PFC.

With love, MB (Dimps)

## PHILADELPHIA FREEDOM CHORUS 2018 Regional Convention

### CREATE YOUR OWN SCHEDULE OF EVENTS

When you get to Hershey, be sure to go to the convention registration to pick up your registration package (including All Events Badge) and the Convention Schedule. This will include start times for all the events, and the order of contestants for the Quartet and Chorus competitions. Compare notes with your various commitments, and use this planner to create your own schedule for the weekend. Included below are the items in [PFC's schedule](#) – and a few other key activities for our quartet & dual members. The rest is up to you!

Be sure to **EAT** and to **HYDRATE!** You need fuel for stamina.

Thursday, April 12, 2018		
8:45-9:15pm	Quartet Chorus Rehearsal	Cocoa Terrace
Friday, April 13, 2018		
Time	Activity	Location
9:00-9:45am	Quartet Chorus Rehearsal	Cocoa Terrace
10:00-11:00am	Quartet briefing & Chorus briefing	Great American Hall
<b>1:00-1:14pm</b>	<b>PFC Stage Walk On</b>	<b>Great American Hall</b>
<b>Note from Region 19, regarding the chorus walk-on:</b> Please note that the walk on schedule is 4 minutes apart, except for open Division which has 7. That 4/7 minutes includes getting on and off the risers. If you miss your appointed time, there is no time at the end to add on. Sorry, but we need to be finished in that room so it can be set up for contest.		
<b>1:30pm</b>	<b>PFC rehearsal</b>	<b>Carol DePaul's Suite</b>
<b>Post-rehearsal</b>	<b>Lunch/Dinner (Dinch!)</b>	<b>Carol DePaul's Suite</b>
<b>4:30pm</b>	<b>Start of Quartet Contest!</b>	Great American Hall
<b>8:49pm</b>	<b>Chutzpah Quartet on Stage Go Maggie!!</b>	Great American Hall
Other Friday events, FYI		
11:00am to 1:00pm	Jersey Sound off-site rehearsal	
12:37	CHC walk-on	Great American Hall
1:40	Jersey Sound walk-on	Great American Hall
1:45-2:15	UCC walk-on	Great American Hall
Post q-tet contest	CHC rehearsal Upper Chesapeake rehearsal – 10pm	

**POSITIVE \* POLISHED \* PROFESSIONAL**

PHILADELPHIA FREEDOM CHORUS 2018 Regional Convention

SATURDAY APRIL 14, 2018

Time	Activity	Location
	Start your ready business - EAT	Your room
9:20-9:27am	PFC Rehearsal: BE PROMPT!!	Cocoa Terrace
10:00-11:00am	Continued rehearsal	Carole DePaul's Suite
11:00am	Continue your ready business - EAT	Your room
11:01-11:26 am	CHC pattern check-in/onstage Go Tancey and Mel!!	Warm-up A/Great American Hall
11:26am	Chesapeake Harmony on stage Go Tancey and Mel!!!	Great American Hall
There is a 15-minute stretch break at approximately 12:30		
12:35pm	PFC meet for pattern	Lobby - to right of fireplace off elevators
12:46 - 1:11pm	PFC Pattern/Onstage	Warm-up B/Great American Hall
	Enjoy the contest!	Great American Hall
There is a 45-minute intermission at approximately 2:00pm		
	Enjoy the contest!	Great American Hall
2:57pm	Jersey Sound on Stage Go Maggie!!	Great American Hall
3:45pm	Upper Chesapeake on Stage Go Diane!!	Great American Hall
	Enjoy the contest!	Great American Hall
There is a 15-minute stretch break at approximately 4:45pm		
	Announcement of Results and Awards	5:10pm
5:30 pm	PFC Review of Score sheets Briefing for our evening plans	MB & JoAnn's room
8:00 pm	Show of Champions	Great American Hall
Later...	Region 19 Afterglow & PFC Celebration	TBD

The following chorus rehearsals are scheduled. This is for FYI only. It would be best to worry about where YOU need to be, not where someone else is (if you are a worrier - and you know who you are 😊).

8:00-8:28am CHC rehearsal  
9:30-10:00am Upper Chesapeake rehearsal

POSITIVE \* POLISHED \* PROFESSIONAL

# PHILADELPHIA FREEDOM CHORUS 2018 Regional Convention

## HOTEL

**HERSHEY LODGE** - 325 University Dr. Hershey, PA 17033 Tel: (717) 533-3311 Website: <http://www.hersheyloodge.com>

Check In Time: 4:00 PM      Check Out Time: 11:00 AM

**Rates: \$172 + 11% taxes**

Personal checks are not accepted by the Hershey Lodge for payment of housing. Credit cards accepted: MasterCard, VISA, American Express, Discover and Diners Club

Room fees may be divided among guests by the hotel at check in or check out. Hotel cancellation policy is 3 days before your arrival date. All changes or cancellations must go through Marie Decker, Housing Coordinator. If you must cancel a room, it must be done 3 days in advance of your scheduled arrival date or the hotel will charge your credit card for 1 night's lodging.

Based on hotel room occupancy on Thursday night, rooms cannot be guaranteed to be ready on Friday until the 4:00 PM published check in time. The hotels will make every effort to have rooms ready as soon as possible. However, checkout time is 11:00 AM for departing guests and all rooms must then be cleaned. If you plan to arrive before 4:00 PM, and if your assigned room is not ready, the hotel CANNOT change room assignments. There will be a place provided for you to store your luggage, so you may attend the scheduled activities until your room is ready.

All rooms at the Hershey Lodge have complimentary Wi-Fi, a refrigerator, flat screen TV, iPod alarm clock, iron and ironing board, safe, and hair dryer.

There is free self-parking available and valet parking for \$18 per night.

## Restaurants

There are several restaurants at the Hershey Lodge. Only Forebay and Hershey Grill will take reservations. Others are on a first come, first served basis.

- Hershey Grill: Breakfast, Lunch, Dinner
- Forebay: Dinner
- Bear's Den: Lunch, Dinner
- Lebbie Lebkichers: Breakfast
- Cocoa Beanery: Coffee shop with sandwich selection

# PHILADELPHIA FREEDOM CHORUS 2018 Regional Convention

## WHAT TO WEAR

### CHEER WEAR

*What is cheer wear?* It's a great way to express your own personal style while creating a unifying look for PFC. With a few common elements, every member can express her individual style while still participating in a "branded" look. Cheer Wear is encouraged anytime when you are not in costume. It's a simple combination of elements:

- LOVE pin
- Name badge
- Any combination of royal blue, white, black, silver and denim clothing and accessories.

When in doubt, dress up (not down; eg. sweat pants/sweat shirts, t-shirts would be dressed down). The effect is enhanced when you combine multiple colors, textures and accessories. Bling is encouraged! As an ambassador of PFC, think about how you present yourself to convey a **positive, polished, and professional** image. Dress to impress and you will attract people to you.

### STAGE READY

When you see references to "stage ready", the expectation is that you are fully dressed for stage, including complete make-up, hair styled, etc. Our stage ready ensemble includes the following:

- Opaque Black Hosiery (solid black, can't see thru it) & Full coverage foundation undergarments
- Black & Bling outfit approved by Robin C.
- Blingy jewelry (Rhinestones, shiny pieces)
- Black Shoes
- Full make-up complete & hair styled in a dressy, sophisticated look
- Nails in French Manicure or clear gloss top coat
- Small personal items (including lipstick) and All-Events Badge packed up & ready to go!
- A winning smile!

### HAIR

Go for **lift** and **volume** – maximize your style by sweeping hair **up off the forehead** and **showing as much of your face as possible**. Go for a dressier look than your day-to-day style. The hairstyle we take on stage should **be glamorous**. Imagine YOUR face is the one on the cover of the Pitch Pipe magazine! Use volume to create the illusion of height for your hairstyle. Secure your style with plenty of hairspray. For hair styling tips and ideas, there are numerous instructional videos posted on Youtube.

---

POSITIVE \* POLISHED \* PROFESSIONAL



# PHILADELPHIA FREEDOM CHORUS 2018 Regional Convention

## MAKE-UP CHECKLIST

If you don't have your own make-up, [PFC keeps a makeup kit for chorus use, with HELEN ROBIE](#). Please do not stress over make-up. PFC does not have a group make-up check. If you need help or input, please ask. Also, please self-check and friend-check to ensure you are consistent with the group, and please don't take personal offense if a suggestion is made on how you can better your stage make-up look.


- Foundation: Ben Nye Lite Chinese
- Translucent Powder: any kind – a Must!
- Eye Shadow: Revlon #528 Passionate
- Lipstick: Revlon #440 Cherries in the Snow
- Blush: Ben Nye Victorian Rose
- Mascara: any kind – Black
- Eyeliner: any Kind – Black
- Eyebrow Pencil: any kind – to enhance your natural color
- False Eyelashes: any Kind - recommend Ardell #116 or 110
- Applicator brushes and sponges (round ones are better than triangles for smooth foundation)
- Hand mirror
- Personal facecloth (to spare the hotel the mess of using theirs!)

## MAKE-UP APPLICATION INSTRUCTIONS

**Base:** Using a large sponge make-up applicator (the round ones are the best), completely cover your face (including eyelids), neck and collarbone area of your upper chest with foundation. Apply generously to get smooth coverage. Check your application in natural light (go to the window with your hand mirror), checking earlobes and behind your ears if you have shorter hair, or are wearing your hair up. When finished, apply translucent powder to set the foundation. This will tone down the foundation a bit, but more importantly, this will be the “shine-stopper” on stage.

**Eyes:** When your base is complete, move on to your eyes to create the drama! A foam-tipped applicator will give the most exact lines - or a short bristle stiff brush like an eyeliner brush. Follow these steps for show-stopping, expressive eyes! See the photo below for a look at the finished product.

## PHILADELPHIA FREEDOM CHORUS 2018 Regional Convention



1. Apply the lighter blue (1) to the socket, to create a "socket shadow." The darkest blue is not used. Lift the eyebrows and feel for the edge of the eye socket, brushing the shadow along it in a roundish curve to give a hard line of blue color. If you can't see it when you look in the mirror, it is too low on the eye socket and has disappeared into the crease of the lid. When you open your eye, you should see the line of shadow slightly higher than your eyelid. You can blend the dark shadow down to the edge of your eye if you want to.
2. Apply the gray blue (2) to the area of the eyelid as shown in the diagram
3. Apply the lightest silver shade (3) to the lid, inner corner and below your eyebrow.
4. The lines of shadow should be very exact and crisp, and not blurry. They should not blend with each other. The job of stage eye shadow is to accentuate our eyes ON STAGE, not look like everyday eye shadow. Trust me, they'll look very weird up close, and totally natural on the stage.
5. **Eyeliner:** If you use a pencil, as opposed to liquid, warm it up by rubbing across top of hand. I always suggest liquid liner however, for the crispness of it - and there are a few felt tip waterproof black eyeliners that are good (Wet & Wild and Stila).
  1. Apply 7/8ths the length across the top of the lid, almost to the edges, but not quite, then add an "eyelash" at the outside, curving up slightly.
  2. On the bottom line the outside 1/4 or 1/3, from just outside the pupil to the edge, and add a small "eyelash" curving slightly down.
6. Add the silver shadow (3) between the two added "eyelashes" at the corner of the eye, also to the inside corner, and to just under eyebrows.

POSITIVE \* POLISHED \* PROFESSIONAL

## PHILADELPHIA FREEDOM CHORUS 2018 Regional Convention

7. Gently fill in eyebrows with pencil to darken.
8. Apply false eyelashes on top lashline if desired. Apply using a small line of glue, blow on it for a few seconds to make it tacky, and then press lashes into place. You might want to re-eyeliner over the glue once it sets.
9. If you aren't using false eyelashes, apply lots of mascara to the top lashes.
10. Apply mascara to the bottom lashes.

**Lips:** Completely cover your lips with liner before applying lipstick. Apply lipstick and check in the mirror – sing “AH” and check that the corners of your mouth are covered in lipstick – touch up to complete a full circle of color.


**Blush:** Liberally apply blush to cheeks to complete the look!

**Nails:** French manicure or colorless with a glossy clear coat on top.

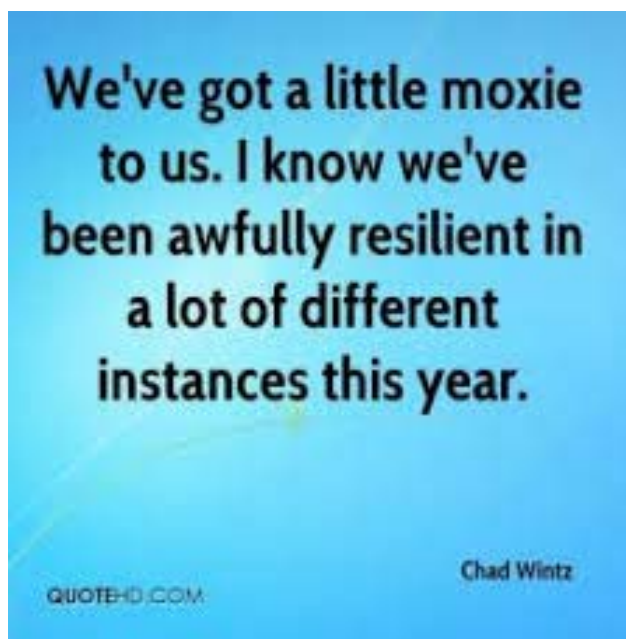


# PHILADELPHIA FREEDOM CHORUS 2018 Regional Convention

## CONTACT

IF YOU HAVE A SMARTPHONE, BE SURE YOU'VE DOWNLOADED THE  **groupme** APP AND JOINED THE PFC GROUP!

Full Name	E-mail	Cellphone	Room #
Bosna, Tancey	<a href="mailto:tanceyb@yahoo.com">tanceyb@yahoo.com</a>	484-868-0087	
Carberry, Robin	<a href="mailto:rcsongbird@hotmail.com">rcsongbird@hotmail.com</a>	609-618-7592	
Carfolite, Barb	<a href="mailto:nmlead@aol.com">nmlead@aol.com</a>	610-357-0243	
Dalessandro, Marybeth	<a href="mailto:mbsings.tenor2@verizon.net">mbsings.tenor2@verizon.net</a>	215-350-1914	
DePaul, Carol	<a href="mailto:sacarol@ptd.net">sacarol@ptd.net</a>	717-271-2663	
Donapel, Maggie	<a href="mailto:maggie@maggiedoodles.com">maggie@maggiedoodles.com</a>	215-837-1886	
Falcone, Donna	<a href="mailto:barifem@aol.com">barifem@aol.com</a>	267-872-2294	
Garver, Patti	<a href="mailto:Patti7045@yahoo.com">Patti7045@yahoo.com</a>		
Jewel, Melanie	<a href="mailto:onmywa@comcast.net">onmywa@comcast.net</a>	301-503-9663	
Keefer, Dottie	<a href="mailto:dottiekeefer@yahoo.com">dottiekeefer@yahoo.com</a>	215-595-6065	
Kelly, Cheryl	<a href="mailto:cerkkss@yahoo.com">cerkkss@yahoo.com</a>	267-242-7367	
Kern, JoAnn	<a href="mailto:jobaritone@yahoo.com">jobaritone@yahoo.com</a>	215-262-3425	
Mathews, Robin	<a href="mailto:matfamq@comcast.net">matfamq@comcast.net</a>	215-859-8707	
Robie, Helen	<a href="mailto:hrobie@comcast.net">hrobie@comcast.net</a>	267-987-6355	
Saul, Nancy	<a href="mailto:nifty516@aol.com">nifty516@aol.com</a>	609-903-7957	
Sengstacke, Diane	<a href="mailto:hometitle@hotmail.com">hometitle@hotmail.com</a>	410-790-1451	
Tironi, Patti	<a href="mailto:ptironi@trane.com">ptironi@trane.com</a>	908-246-6482	



POSITIVE \* POLISHED \* PROFESSIONAL